




Assessment LinkBC Tips for External Clients

Item	Location	Contents
Website URL	http://assessmentlinkbc.gov.bc.ca	Assessment LinkBC website
e-learning Module	First item under Document Tools on the Assessment LinkBC support page at http://www.bassessment.bc.ca/products/loc_assess.asp	All or parts of the E-learning Module can be visited and repeated as often as required
Views:		
List View 	Top Right Corner Toolbar; To the left of the details view	Default View. Ignore Modified date. See Details view for currency of data.
Details View 	Top Right Corner Toolbar; To the right of the default list view	Indicates the currency of the data; data is updated with each Roll and/or Supplementary Cycle
Navigation:		
Return to Source 	Bottom right corner when you are within a Cube	Returns to the Public Folders area
Resources:		
Resources Folder	Public Folders > Assessment LinkBC > Resources	Computer Set-Up Instructions and Tips Sheet
Lookup Tables	Public Folders > Assessment LinkBC > Lookup Table Reports	Supporting Tables for coding within Roll Detail and Folio Listing Reports
Face of the Roll - Data Cubes:		
All Data Cubes contain a <i>standard</i> set of filters:		
Area, Jurisdiction, Neighbourhood	Roll Year	Actual Uses
Predominant Manual Classes	School Districts	Regional Districts (including EAs)
ALR Codes	Tenures	UPC Codes
Equity Codes	Vacant and Improved	MEASURES
Face of the Roll Statistics <i>(source for folio counts)</i>	Public Folders > Assessment LinkBC > Face of the Roll	Cube based on folio counts. No filter for Property Class.
Face of the Roll Actual Values <i>(only source of Exemption/ Taxation Codes)</i>	Public Folders > Assessment LinkBC > Face of the Roll	Cube based on occurrence counts. Add'l filters included for Property Class and Exemption/Taxation Code. MEASURES limited to Occurrence Count, Actual Land, Improvements and Total.
Face of the Roll Assessed Values	Public Folders > Assessment LinkBC > Face of the Roll	Cube based on occurrence counts. Add'l filter included for Property Class.
Residential Inventory Cube <i>(only source for Residential Inventory items)</i>	Public Folders > Assessment LinkBC > Face of the Roll	Cube based on folio counts. Standard filters as well as Inventory filters: Actual Value Ranges, Year Built, Effective Year, Total Area, Stories, Bedrooms, Bathrooms & Pool.
Minor Taxing Jurisdictions: Cubes for Defined Areas, General Services, Improvement Districts, Islands Trust, Local Areas, Service Areas, Specified Municipal Areas and Specified Regional Areas	Public Folders > Assessment LinkBC > Face of the Roll	Cube based on occurrence counts. Standard filters as well as specific filter for Minor Taxing Jurisdiction type.

Assessment LinkBC Tips for External Clients

Item	Location	Contents
Drill Through Reports from Face of the Roll Cubes:		
Drill Through Roll Detail Report (DT-RDTL)	From any of the cubes  drill through	Report from filtered cube; reports first owner pairing - updated each Monday
Drill Through Folio Listing Report (FOTR001)	From any of the cubes  drill through	Report from filtered cube NOTE: Residential Inventory FOTR001 reports same items as BC OnLine Residential Inventory query
Drill Through Single Folio Listing Report (FOTR002)	From any of the cubes  drill through	Click on individual Roll number hyperlinks from FOTR001
Pre-defined Reports:		
Folio Count and Average Value Summary	Public Folders > Assessment LinkBC > Folio Count and Average Value Summary	Reports Folio count, actual value total and average value
Folio Detail Report (single folio)	Public Folders > Assessment LinkBC > Folio Detail Reports	Detailed information for a single folio including value breakdowns, all owners and sales
Folio Listing Report (multiple folios)	Public Folders > Assessment LinkBC > Folio Detail Reports	Same as drill through report from Face of the Roll cubes but with no active individual folio hyperlinks; run by jurisdiction or neighbourhood
Roll Detail Report (multiple folios)	Public Folders > Assessment LinkBC > Folio Detail Reports	Same as drill through report from Face of the Roll cubes; run by jurisdiction or neighbourhood
Folio Value 2-Year Comparison Reports	Public Folders > Assessment LinkBC > Folio Value 2-Year Comparison Reports	2-year (selected) values and the percentage change in value by roll number. Flavours are actual, general, hospital or school value % change
Non-Market Change	Public Folders > Assessment LinkBC > Non-Market Change	Folders and reports for Mid November Summary; Roll Comparison by Area/ Jurisdiction/ Neighbourhood; Roll Comparison by Regional District and Electoral Area
Residential Stratification	Public Folders > Assessment LinkBC > Residential Stratification	Reports folio counts stratified by actual value ranges for single family residential homes, run by Jurisdiction, Regional District or School District.
Roll Comparison – Distribution of Value Change by Folio Count	Public Folders > Assessment LinkBC > Roll Comparison - Distribution of Value Change by Folio Count	Identifies the distribution of value change for the Completed Roll by folio count (negative and positive)
Roll Comparison –Summary of Values by Property Class (Municipal and Rural)	Public Folders > Assessment LinkBC > Roll Comparison - Summary of Values by Property Class (Municipal and Rural)	Compares all values by Property Class for selected comparison periods and reports \$change amount and %change amount
Roll Totals	Public Folders > Assessment LinkBC > Roll Totals	Same 5-page reports that are statutorily published; can now be run by supplementary cycle which identifies the folio count/value change